



# CITY OF CARMEL-BY-THE-SEA

## Monthly Report

### City Forester's Report

**TO:** Forest and Beach Commissioners  
**FROM:** Justin Ono, City Forester  
**SUBJECT:** December 2023 Forester's Report

#### Forestry, Parks, and Beach Highlights:

- As shown in the following table, compared to 2022, last year, 2023, resulted in a significant increase in the number of City tree removals, permit applications received and processed, and private trees removed and replanted. We also began to track the number of City stumps removed and the number of communications (calls, visitors, emails) received as well as resolved. 2023 was also notable for the significant winter storms and tree damage in January and March, and a change in the City Forester.

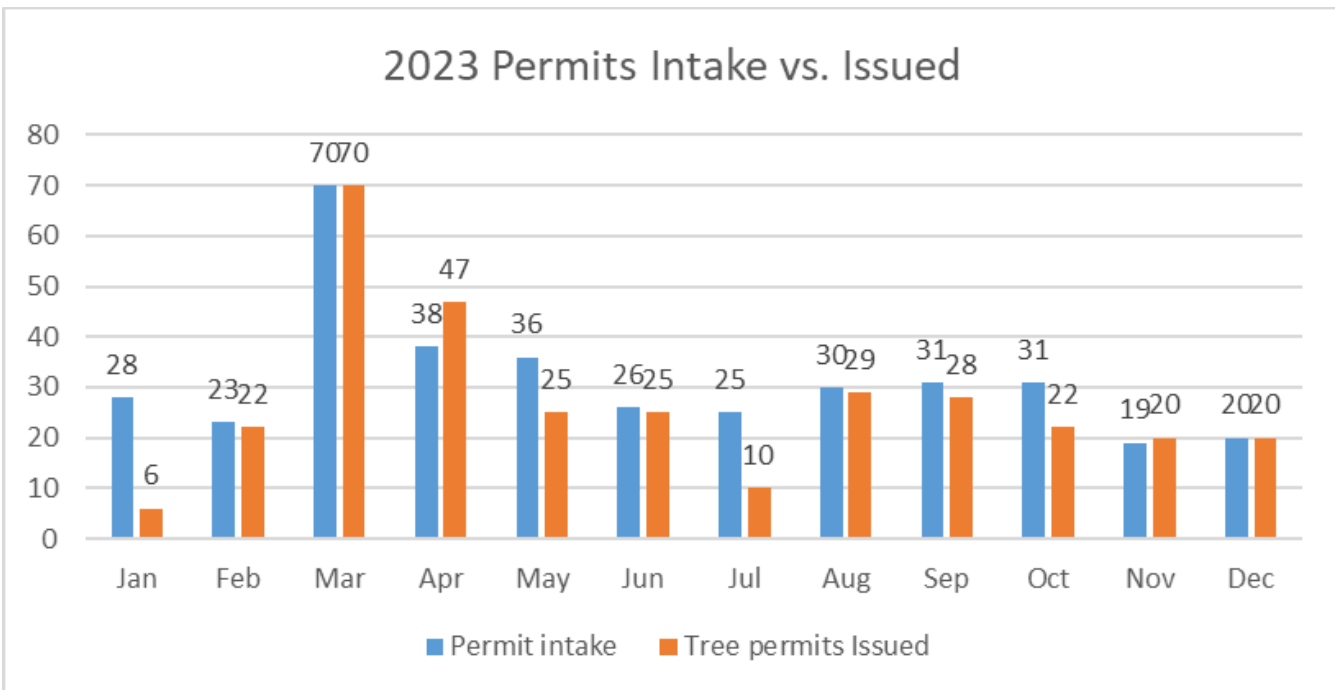
Forestry Metric	2023	2022
City trees removed	261	135
City stumps removed	59	N/A
City trees pruned	287	675
City trees planted	57	45
Tree permit applications received	376	180
Tree permits applications resolved	336	155
Private trees removed	340	149
Private trees required to be replanted	236	85
Private trees replanting percentage	68.8%	57.1%
Number of communications tickets received	2,161	N/A
Number of communications tickets resolved	2,120 (98%)	934 (6 months)

- Forestry goals for 2024 include: completing the Urban Forest Master Plan, including public outreach, significantly reducing the backlog of stump removals, implementing a more robust tree planting program, continuing to streamline contracting task orders for tree and landscaping services, and expanding on professional training of forestry staff to include getting another certified arborist on staff.
- Status of Davey Resource Group (DRG) development of the Urban Forest Master Plan (UFMP):
  - The draft results of the Community Survey (358 respondents) were presented to the Forest and Beach Commission in December.
  - DRG is finalizing the last few technical reports.
  - The first draft of the UFMP was expected in December, but is now anticipated for January. Following review by staff, the draft UFMP will be presented to the Forest and Beach Commission and the Steering Committee.
- A \$20,000 task order was issued to West Coast Arborists to remove a portion of the large pile of tree logs that accumulated in the Rio Park material storage site. Apparently, some of the logs were illegally dumped off the side of Irish Canyon Road in the City of Monterey. The Monterey City Forester contacted us, and we traced the logs to this task order. The Contractor promptly resolved the matter.

- As requested by the Traffic Safety Committee, the overgrowth of vegetation at the northwest and southwest corners of Santa Rita Street and Fourth Avenue were pruned to improve driver visibility.
- Landscape maintenance work across the City continues to be fully engaged by contractor Town & Country.

## Permit Information

2023 Permitted removals, pruning, and required planting											
	Tree permits received	Tree permits Issued	Total Prunings	Total Removals	Removal of Upper	Removal of Lower	Required to Plant Upper	Required to Plant Lower	No room for new tree	Meets Density Rec.	Total Number of Trees Required
January	28	6	0	10	3	7	5	1	0	2	6
February	23	22	1	24	15	9	15	10	0	0	25
March	70	70	21	71	47	24	32	14	1	7	46
April	38	47	16	53	49	4	32	3	2	2	35
May	36	25	9	26	20	6	18	4	4	7	22
June	26	25	14	26	17	9	16	6	0	4	22
July	25	10	7	7	5	2	3	2	0	2	5
August	30	29	5	24	12	20	8	12	2	6	20
September	31	28	6	22	14	9	12	8	0	7	20
October	30	22	1	18	15	22	13	10	0	2	23
November	19	20	7	12	7	10	5	0	0	8	5
December	20	13	6	7	11	3	5	2	0	0	7
<b>2023 Totals</b>	<b>376</b>	<b>317</b>	<b>93</b>	<b>300</b>	<b>215</b>	<b>125</b>	<b>164</b>	<b>72</b>	<b>9</b>	<b>47</b>	<b>236</b>

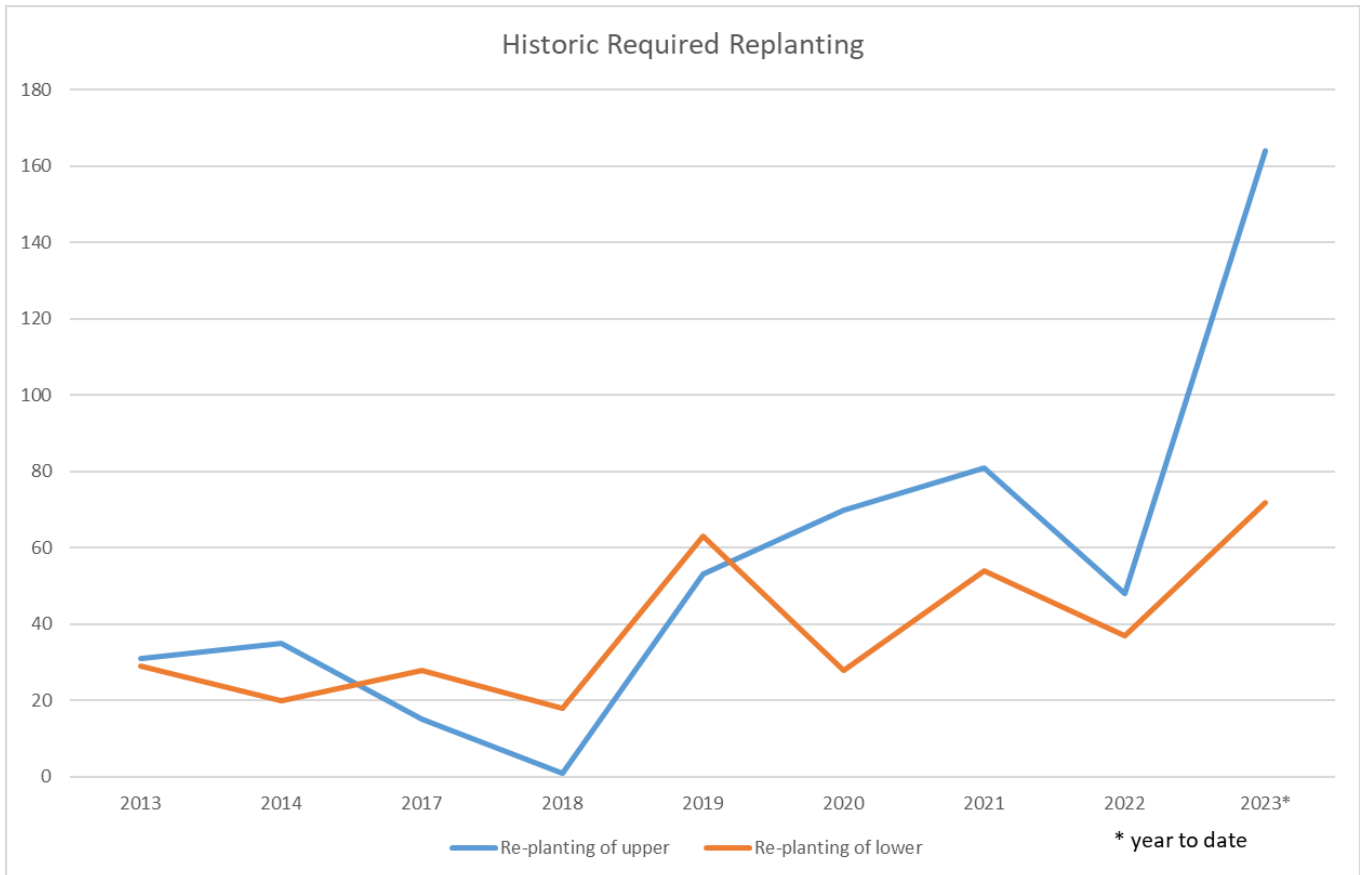


### Historic permitted removals and required planting

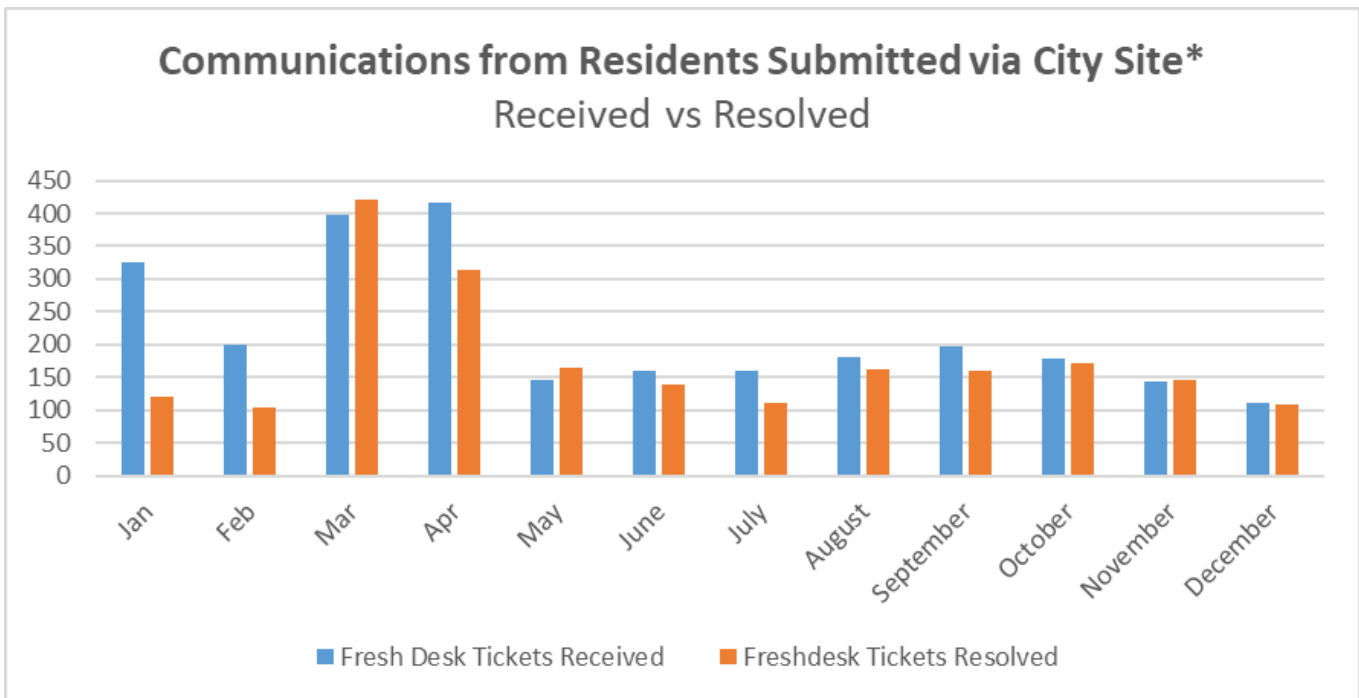
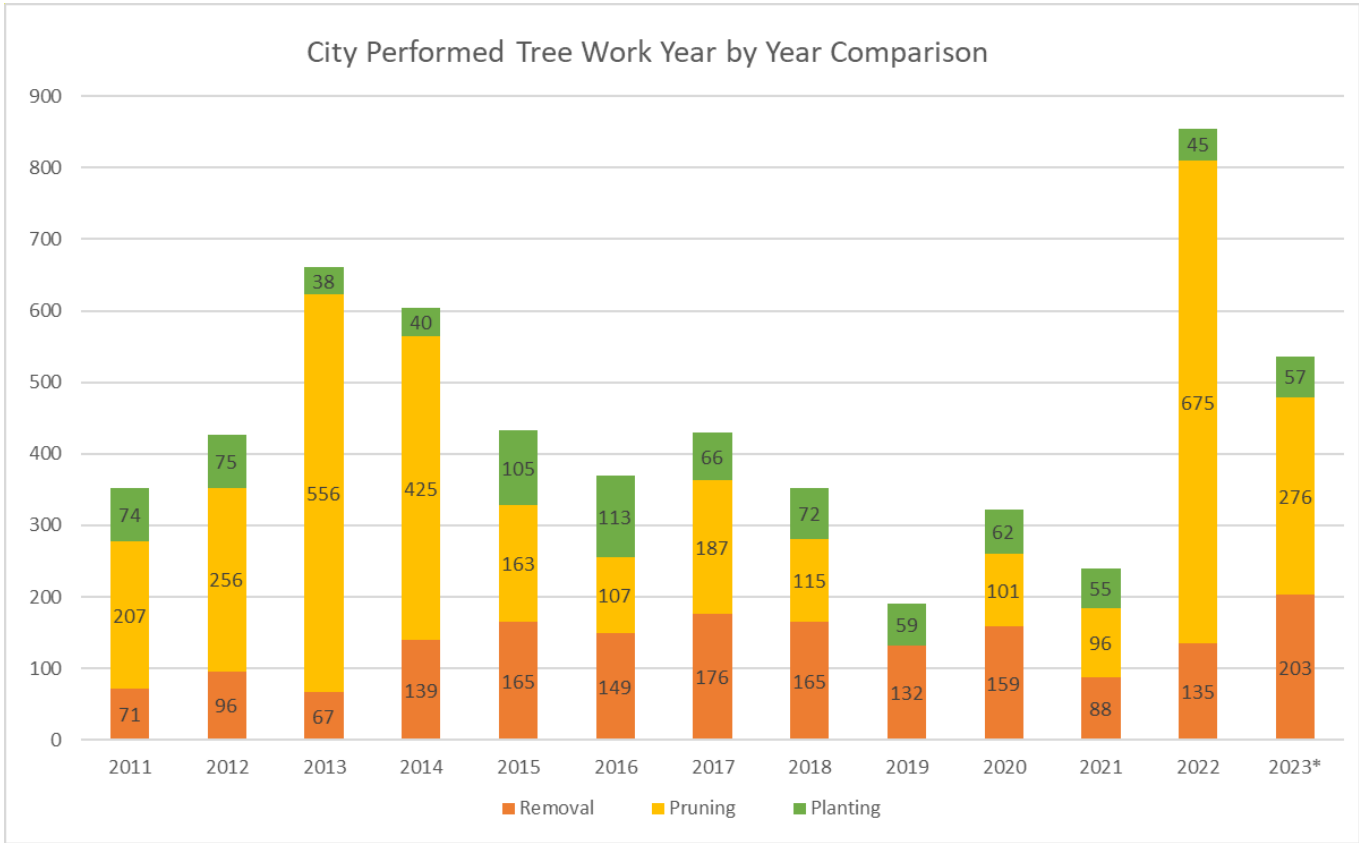
	Re-planting of upper	Re-planting of lower
2013	31	29
2014	35	20
2017	15	28
2018	1	18
2019	53	63
2020	70	28
2021	81	54
2022	48	37
2023*	164	72

### Historic permitted removals and required planting

Year	Permitted removals	Removal of upper	Removal of lower	Replanting Required	Replanting of upper	Replanting of lower	Replanting %	Applications processed
2021	204	81	123	135	81	54	66.18%	213
2022	149	82	67	85	48	37	57.05%	155
2023	324	211	113	223	164	72	68.83%	336



## City Forestry, Parks, and Beach Activities



\*Numbers only represent correspondences received via the City's website and do not include live calls, coicemails, drop-in visitors, and emails sent directly to employees from residents, nor return calls and emails from staff.